

PEPSI PRESENTS **TRNSMT**

19-21 JUNE 2026 • GLASGOW GREEN



Easy Read **Accessibility** **Information Guide**

What is TRNSMT?



Pepsi MAX presents TRNSMT is a music festival in Glasgow, Scotland. It is held in a park called Glasgow Green. There will be music artists from around the world performing over 3 days.



It is organised by DF concerts. They organise music events.




There are 4 different stages that artists and bands will be playing on. There will be lots of food and drink stalls to enjoy too.

Date and Time



Pepsi MAX presents
TRNSMT happens on:

- Friday 19th June
- Saturday 20th June
- Sunday 21st June



Each Day the festival opens at 12pm and closes at 11pm. VIP closes at 12am.

On Friday the festival closes later because we are showing the football world cup game.

What is the festival like?

It can be very busy especially for the headliner acts.
Here is a picture from 2019 around 9:30PM.



The festival can have 50,000 people there every day.

What is the festival like?



There will be food, drink and snacks for sale all around the festival.



There will be some picnic benches and grassy areas to sit down on around the festival.



There is a large, medium, and small stage to watch music artists and bands. There is another stage for DJs to perform.

Main Stage.



- The Accessible Platform looks out to the main stage.
- There can be over 400 people on this accessible platform.
- There are accessible toilets and a changing places toilet here too.

King Tut's Stage.



- There is a smaller Accessible Platform at this stage.
- There are limited accessible toilets at this stage.

BBC Introducing Stage.



- There is a small accessible area at this stage. It isn't raised.
- There are picnic benches placed on a grassy slope.
- There are accessible toilets near here - refer to cartoon map on page 3.
- Alert a steward for any access help you need.

Beatbox Boogie Stage.



- There is no Accessible Platform at this stage.
- Accessible toilets - refer to cartoon map on page 3.
- Alert a steward for any access help.
- This stage will have a busy crowd and fast electronic music playing. It will be more like a nightclub than a regular festival stage.

Who goes to the festival?



We welcome people from all backgrounds.

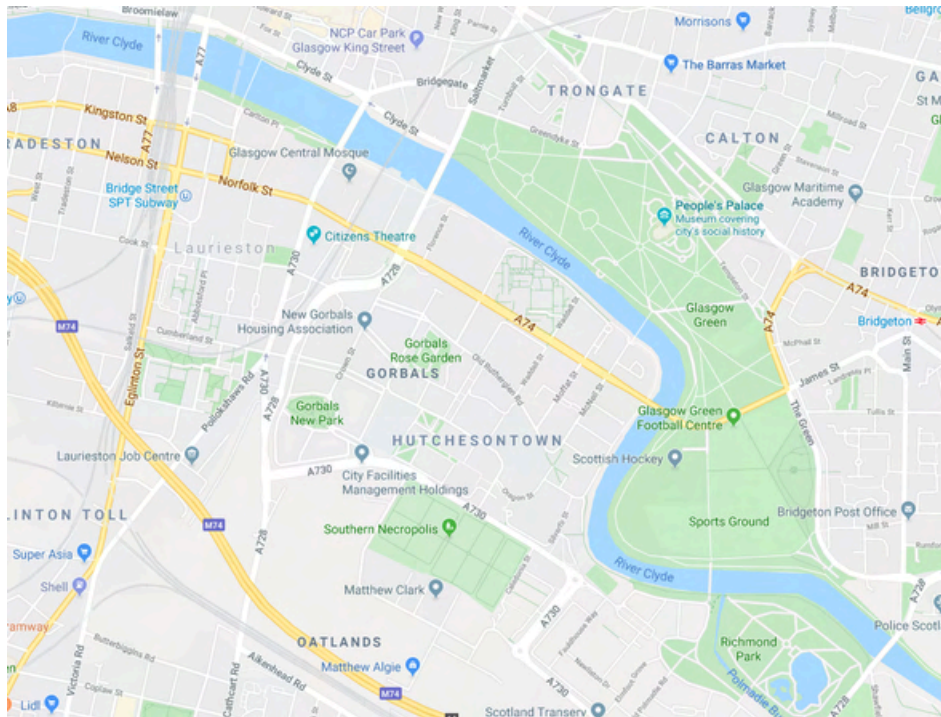


It is a great place to come with your friends, family, personal assistant/companions, carers or support worker.



You must be over 16 years old to come to the festival.

Travelling to the festival.



Festival address:

Greendyke St, Saltmarket, Glasgow G1 5DB



The easiest way to get to Glasgow Green from Glasgow City Centre is by walking which can take 15-20 minutes.

Travelling to the festival.



You can come by car or taxi.



You will have contacted us to let us know if you need an accessible parking space. The parking area is now full and there are no more spaces.



You can come by train. The nearest train station is Bridgeton or High Street. They are a 15-20 minute walk away.



You can come by bus.

When you arrive at the festival.




Go to the East or West Entrance Accessible Box Office. And tell the person at the Box Office your full name.



You will receive a festival Accessible Wristband like this. Please ask your friend or family member if you need help putting it on.

How your PA/Companion/Support Worker/Carer gets their ticket.



You will have an email from TRNSMT Festival confirming your access.



Your ticket will be on you or your companion's phone.

Your companion will have told us they need a ticket before coming. They can collect their ticket when you're getting your wristband.

When you arrive at the festival.



When you have your ticket you will meet a friendly steward at the entrance who will carry out a quick search. They are making sure you haven't got any items that are not allowed.



You will then have your festival ticket scanned by another friendly steward.

What's Included in your Wristband?

	Accessible Platform Wristband	Ground Level Viewing Area Wristband	Accessible Facilities Wristband
Access to Accessible Toilets around site			
Use of our Sensory Tent (if required).			
Access to the Main Stage and King Tuts* Accessible Platform <small>*King Tut's Platform access first-come, first-served only - limited capacity</small>			
Access to the Main Stage and King Tuts* Ground Level Viewing Area <small>*King Tut's Ground Level Viewing Area access first-come, first-served only - limited capacity</small>			
Accessible Parking (if applied for and approved in advance)			
PA/Companion Ticket (if applied for and approved in advance)			

If you need any help to find or use the accessible facilities as to speak to the DF Accessibility Team.

What do you need to bring?



If it is sunny you will need a hat, sunglasses and sunscreen.





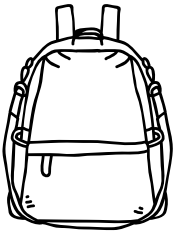


If it rains you will need a waterproof jacket or poncho. Umbrellas are not allowed as they will block other people from seeing the stage.



You can bring an empty 500ml plastic bottle to fill up with water once inside.

What you can bring in.



Bags smaller than A4 size.

Blankets.

Cameras.

Cigarettes.

Dancing shoes.

Earplugs.

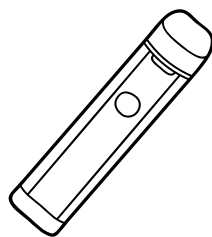





Hand sanitiser.

Lip balm.

Makeup.

Smiles.

What you can NOT bring in.



Chairs.

Professional cameras.

Drugs.

Flares.

Glass, metal or hard plastic bottles.

Disposable vapes.

Flags.

Selfie sticks.

Umbrellas.

Weapons.

Frisbees.

If you get lost.



Look out for any Stewards/Security/Festival Staff or Volunteers. They are very friendly and will be able to help you.



Ask to be taken to the Welfare Hub. This is located on the cartoon map as a purple W. They can help you find your friends and family.

Choose a place to meet with your friends and family when you arrive, in case you get lost.

Toilets.



There are lots of toilets all around the festival that look like this.



Wherever there are toilets, there is also a larger accessible portaloos.

Toilets.



Pamiloo will also be at the festival with a changing places toilet beside the other toilets.

Accessible Platform



- The Accessible Platform looks out to the main stage.



- There can be over 300 people on this accessible platform.



- There are accessible toilets and a changing places toilet here.

Accessible Platform



The Accessible Platform is a seated area. This is to make sure everyone can see the stage.




There are Stewards and Welfare staff on the Platform.



There are Accessibility Volunteers on the Platform.

Platform Points to Note



1 person will be allowed 1 PA/Companion on the platform unless otherwise pre-agreed..



No smoking/use of vapes is permitted on the platform.



Louise is the Accessibility Manager. She can help answer any questions.

Louise and her team are there to make sure you have a great time.




She will be wearing a Hi-vis vest that has this logo on the back.


Ground Level Viewing Area



The Ground Level Viewing Area is next to the platform.




The Ground Level Viewing is mainly standing, but you can sit down for short breaks.



It is much less crowded in here than the main crowd. There may be 250 people here. There is plenty of room for dancing!

Ground Level Viewing Area - Points to Note



1 person will be allowed 1 PA/Companion in the Ground Level Viewing Area unless otherwise agreed.



No smoking/use of vapes is permitted in this area.



Louise is the Accessibility Manager. She can help answer any questions.

Louise and her team are there to make sure you have a great time.



She will be wearing a Hi-vis vest that has this logo on the back.

Stewards in the Accessible Areas




Stewards will greet people when they arrive at the accessible platform and ground level viewing area.



They check people's wristbands to make sure they are allowed in these areas.



They help to organise chairs on the platform.



Stewards make sure the ramp and walkways are clear for people to get in and out.

Volunteers in the Accessible Areas.



Volunteers will greet people when they arrive at the accessible areas.



Volunteers are there to offer a helping hand for the full day, providing info and directions.



They can go and collect any food, non-alcoholic drinks or snacks. They can also fill up your water bottle for you.



They can go and collect any Merchandise for you.

Payment at the Festival.



You won't be able to use cash at the festival.




You will need to bring your bank card along with you.



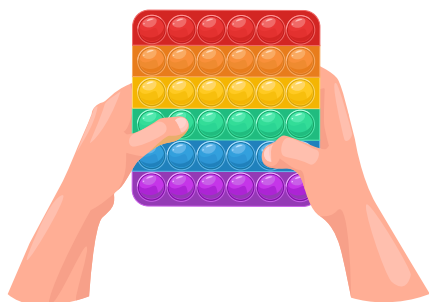
If you would like volunteers to purchase anything for you, you will need to have contactless payment.

They cannot know your PIN number.


Sensory Support



There will be a sensory/quiet tent you can use if you are feeling overwhelmed.



There will be sensory toys, weighted blankets, lights, bean bags, pens and paper, and other items you can use.



We have sensory bags you can use while you're at the event. These have ear defenders, sensory toys, a notepad and pen.

When you need help - Wellbeing area and Welfare.



A tent that you can go to if you are feeling like the noise is too loud.



You can go here to chill out and take a break from the crowd and noise.



There are friendly staff here that can help you. You may also see them at our Accessibility Areas!

When you need help - Medical and First Aid.



There are first aid tents and first aiders walking around the festival.



There is a team of qualified and experienced doctors, nurses and consultants at the concert.

Let someone know straight away if you need help.

**We hope you have an
amazing time at the festival.**



The TRNSMT Accessibility Team
Nina, Louise, and Holly

Gig Buddies



DF Concerts & Events have consulted with the amazing Gig Buddies on creating this Easy Read guide for Pepsi MAX presents TRNSMT.

We hope you enjoyed reading it and you can find out more about Gig Buddies by clicking on the link below.

<https://www.thera.co.uk/about/projects/gig-buddies/>